

## LESSON 5: ONE HEART

Christians come from different cultures and backgrounds. We may look or sound different from each other, but we all share one heart — a heart of love for Jesus and other people! Here's what we are going to do today:

### 1. WELCOME.

You can use these words, or your own welcome. >> *“Welcome everyone! Today, we are going to talk about how even though Christians may look or sound different from each other, we share one heart — a heart of love for Jesus.”*

### 2. WATCH.

Play the Lesson 5 video. You can find it on YouTube here: <https://youtu.be/pk0Ye2Rz4Qk>

### 3. REFLECT.

Depending on the age of your kids, use the following questions to have a short discussion. If your kids are younger, choose just one question that you think will engage them. There are no “right” answers here. Encourage the kids to think about their faith, and share your own faith with them!

#### Today's discussion questions:

1. How is soccer like sharing Jesus' love?
2. What is something you have in common with someone from another country?
3. How can you support and encourage other Christians?

### 4. PRACTICE.

Practice the memory verse together. >> *We love because he first loved us. —1 John 4:19*

### 5. PRAY.

Use this prayer or your own. >> *“Dear God, thank you for sharing your love with us. Help us to share your love with other people! Amen.”*

### 6. DO.

Follow the directions for today's craft. >> *Today, we are going to make soccer players!*

---

#### **If you have more time:**

- After the discussion, watch this silly song about how God uses our hands: <https://youtu.be/Sm3ZoSP1rS4>
- Play a game: Simon Says. The leader gives instructions to do silly things (like touching an elbow, doing jumping jacks, quack like a duck). If the leader says “Simon Says” before the instruction, the kids should do it. If the leader doesn't say “Simon Says” before the instruction, the kids should NOT do it. If the kids don't follow the instructions correctly, they are out.



## LESSON 5: ONE HEART CRAFT INSTRUCTIONS

Today, we are going to make *some soccer players!*

### **SUPPLIES:**

- Cardstock
- Markers or crayons
- Scissors
- Optional:
  - Stickers
  - Large pom-poms to use as soccer balls

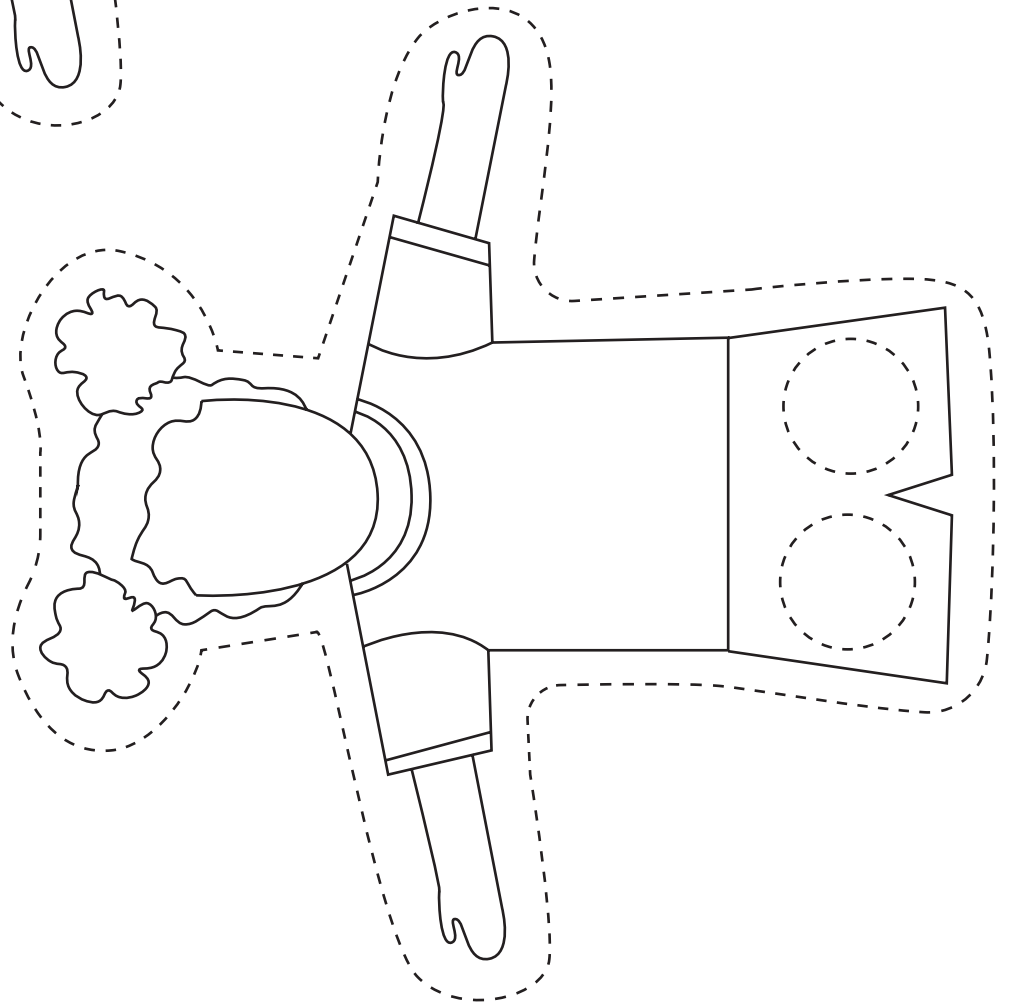
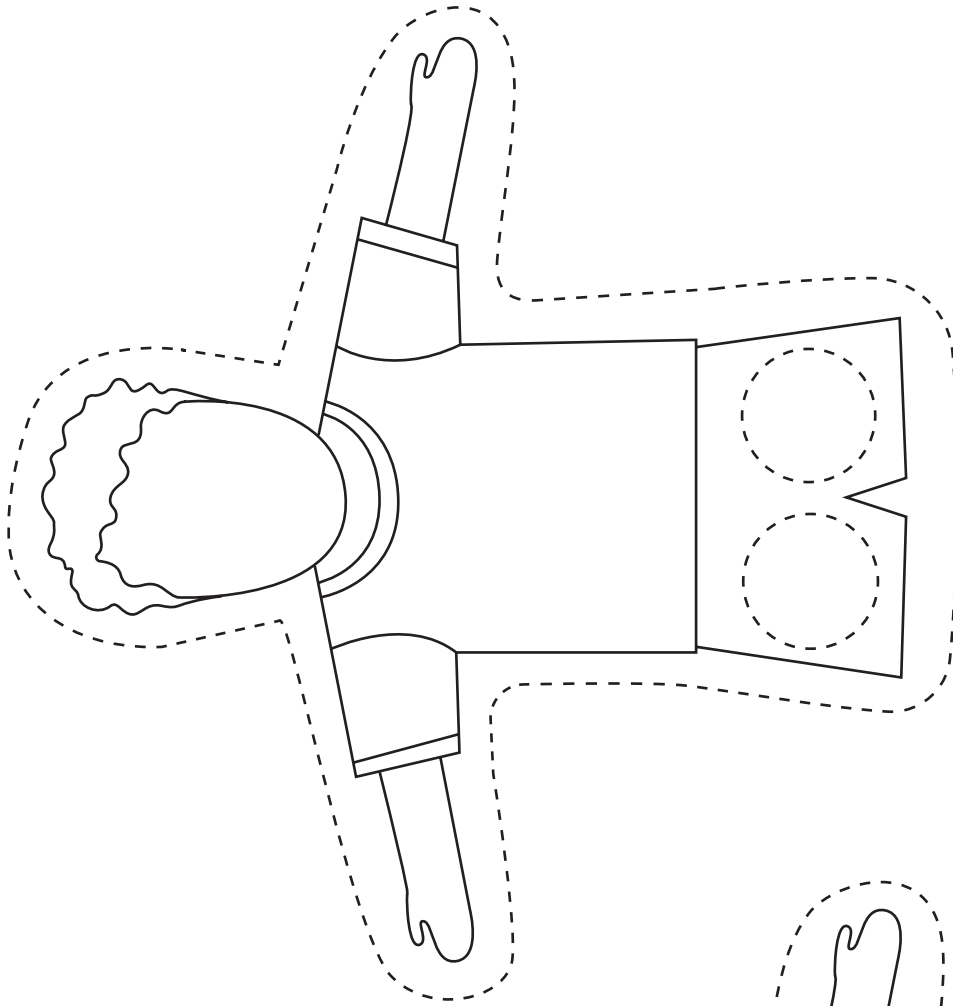
### **INSTRUCTIONS:**

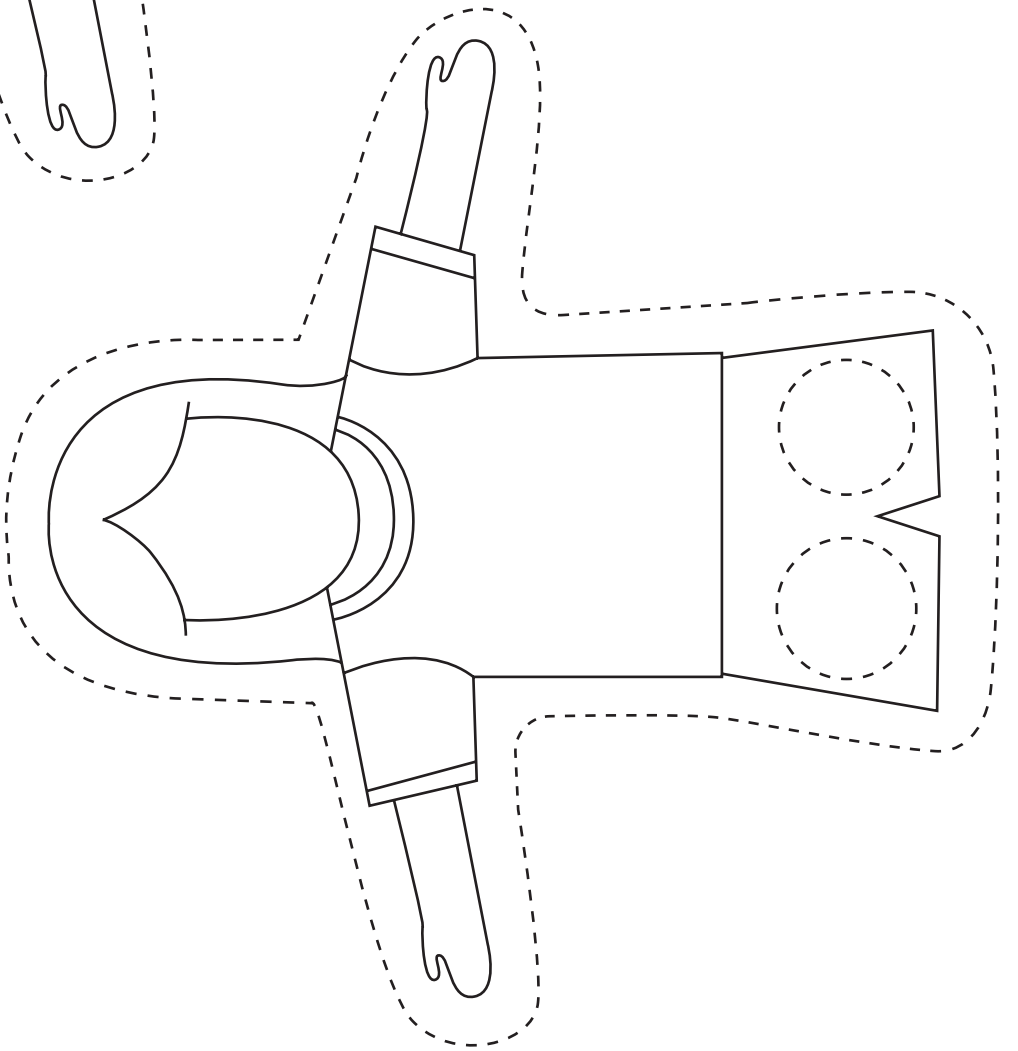
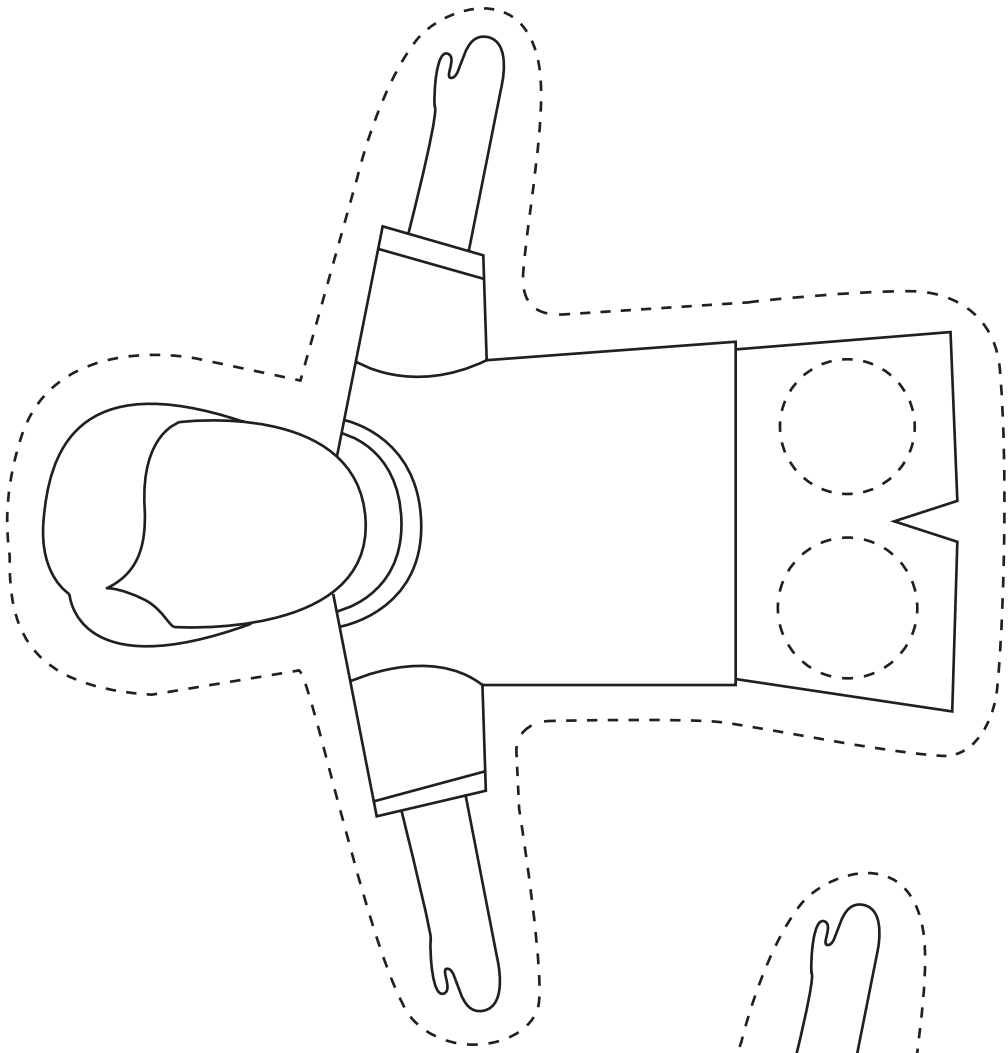
#### **Before the lesson:**

- Print the soccer players template on cardstock and cut out the players (including the finger holes). You can print one player for each child, or provide multiple players for each child.
- Set out soccer players and markers, crayons and stickers for each child.

#### **During the lesson:**

1. Children can color and decorate their soccer players.
2. When they are done, they can put two fingers through the holes to make their soccer player's legs.
3. Give each child a pom-pom for their player to "kick." See if they can play a passing game, using pom-poms and their players.





## LESSON 5: ONE HEART

Today, your child learned about how being a Christian is a little like playing soccer. Just like people play the same game of soccer in many different places, Christians from many different cultures, languages and backgrounds all share the same heart—a heart of love for Jesus and his people.

**Continue your learning at home!**

- >> **Practice** the Bible memory verse: *We love because he first loved us.* — 1 John 4:19
- >> **Talk** about ways to share Jesus' love with others. Look up a great soccer game on YouTube! See how the players come from different places, but they can all play one game together.

---

Today's lesson is brought to you by Words of Hope. With Words of Hope, you can grow in your faith and share it worldwide. To get free daily devotional material, and learn how we are sharing God's good news worldwide, visit [woh.org](http://woh.org).

## LESSON 5: ONE HEART

Today, your child learned about how being a Christian is a little like playing soccer. Just like people play the same game of soccer in many different places, Christians from many different cultures, languages and backgrounds all share the same heart—a heart of love for Jesus and his people.

**Continue your learning at home!**

- >> **Practice** the Bible memory verse: *We love because he first loved us.* — 1 John 4:19
- >> **Talk** about ways to share Jesus' love with others. Look up a great soccer game on YouTube! See how the players come from different places, but they can all play one game together.

---

Today's lesson is brought to you by Words of Hope. With Words of Hope, you can grow in your faith and share it worldwide. To get free daily devotional material, and learn how we are sharing God's good news worldwide, visit [woh.org](http://woh.org).