

LESSON 4: ONE VOICE

There are a lot of ways to tell people about Jesus. Today, we will learn about some of those ways, and encourage each other to share the Good News! Here's what we are going to do today:

1. WELCOME.

You can use these words, or your own welcome. >> *"Welcome everyone! Today, we are going to talk about telling people about Jesus."*

2. WATCH.

Play the Lesson 4 video. You can find it on YouTube here: https://youtu.be/ekCn_l8qppo

3. REFLECT.

Depending on the age of your kids, use the following questions to have a short discussion. If your kids are younger, choose just one question that you think will engage them. There are no "right" answers here. Encourage the kids to think about their faith, and share your own faith with them!

Today's discussion questions:

1. Do you ever listen to the radio? What do you like to listen to?
2. How does a radio help people learn about Jesus?
3. How could you tell someone about Jesus?

4. PRACTICE.

Practice the memory verse together. >> *We love because he first loved us. —1 John 4:19*

5. PRAY.

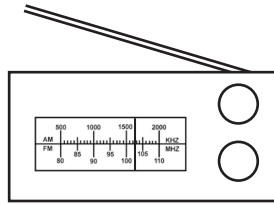
Use this prayer or your own. >> *"Dear God, thank you for the Good News of Jesus. Help us to tell others about him. Amen."*

6. DO.

Follow the directions for today's craft. >> *Today, we are going to make a radio!*

If you have more time:

- After the discussion, listen to this silly song about everyday heroes of faith: <https://youtu.be/ZmH2iFzeeRE>
- Play a game of telephone. Stand in a line. The first person should whisper a sentence to the person next to them. That person should whisper what they heard to the next person in line, until you get to the end. The last person in line can say what they heard out loud. How did the sentence change? Remind the kids that when they are sharing the good news of Jesus, it's best to say it loud and clear!



LESSON 4: ONE VOICE CRAFT INSTRUCTIONS

Today, we are going to make **a radio!**

SUPPLIES:

- Small boxes for each child. These can be of various sizes.
- Construction paper
- Radio parts template, one for each child
- Glue
- Scissors
- Coloring supplies
- Optional:
 - Bottle caps and lids for dials (if you use these, you may need hot glue)
 - Pipe cleaners and aluminum foil for antenna

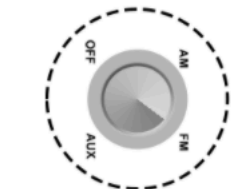

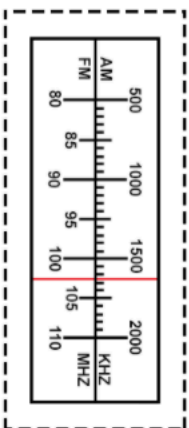
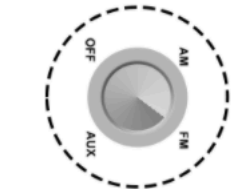

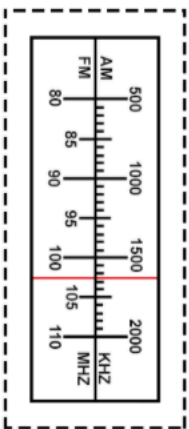
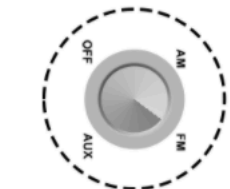

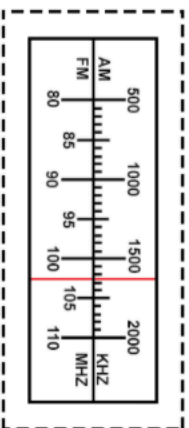
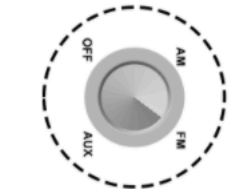

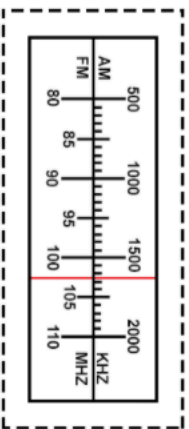
INSTRUCTIONS:

Before the lesson:

- Set out one box and one radio parts template for each child.
- Set out scissors, glue and coloring supplies.
- If using, set out bottle lids and hot glue (remember: young children may need help with hot glue).

During the lesson:

1. Show the children an actual radio or a completed box radio so that they can see what it looks like.
2. If desired, wrap the box in construction paper.
3. Color, then cut out the radio parts.
4. Glue the parts to the box.
5. Make an antenna by wrapping a pipe cleaner in aluminum foil, then poking in the top of the box.
6. Add dials or other features if you would like, using hot glue.



LESSON 4: ONE VOICE

Today, your child learned about sharing the Good News of Jesus to other people. **Continue your learning at home!**

- >> **Practice** the Bible memory verse: *We love because he first loved us. — 1 John 4:19*
- >> **Talk** about ways that you can share the Good News of Jesus with other people. Learn more about how supporting the work of Words of Hope and other mission agencies is one way to share the Good News!

Today's lesson is brought to you by Words of Hope. With Words of Hope, you can grow in your faith and share it worldwide. To get free daily devotional material, and learn how we are sharing God's good news worldwide, visit woh.org.

LESSON 4: ONE VOICE

Today, your child learned about sharing the Good News of Jesus to other people. **Continue your learning at home!**

- >> **Practice** the Bible memory verse: *We love because he first loved us. — 1 John 4:19*
- >> **Talk** about ways that you can share the Good News of Jesus with other people. Learn more about how supporting the work of Words of Hope and other mission agencies is one way to share the Good News!

Today's lesson is brought to you by Words of Hope. With Words of Hope, you can grow in your faith and share it worldwide. To get free daily devotional material, and learn how we are sharing God's good news worldwide, visit woh.org.