

## LESSON 3: ONE LOVE

We experience Jesus' love through giving and receiving love from other people. Today, we will think about some ways to share God's love, and make a heart craft. Here's what we are going to do today:

### 1. WELCOME.

You can use these words, or your own welcome. >> *"Welcome everyone! Today, we are going to talk about how we experience Jesus' love through giving and receiving love from other people."*

### 2. WATCH.

Play the Lesson 3 video. You can find it on YouTube here: <https://youtu.be/3THoufu9avg>

### 3. REFLECT.

Depending on the age of your kids, use the following questions to have a short discussion. If your kids are younger, choose just one question that you think will engage them. There are no "right" answers here. Encourage the kids to think about their faith, and share your own faith with them!

#### Today's discussion questions:

1. How is sharing Jesus' love like ping pong?
2. How can you share the love of Jesus with other people?
3. How can you receive Jesus' love from other people?

### 4. PRACTICE.

Practice the memory verse together. >> *We love because he first loved us. —1 John 4:19*

### 5. PRAY.

Use this prayer or your own. >> *"Dear God, thank you for loving us so much. Help us to share your love with others. Amen."*


### 6. DO.

Follow the directions for today's craft. >> *Today, we are going to make a heart!*

---

#### If you have more time:

- After the discussion, listen to this silly song about God's love: [https://youtu.be/ug\\_pCd-Z8LY](https://youtu.be/ug_pCd-Z8LY)
- Play a game: Stand in a circle. Take turns throwing a soft ball to each other. When you throw the ball to another person, give that person a compliment or encouragement. Make sure that every person in the circle gets a turn.



## LESSON 3: ONE LOVE CRAFT INSTRUCTIONS

Today, we are going to make **a heart!**


### **SUPPLIES:**

- Cardstock paper
- Yarn in various colors
- Single hole punch
- Tape
- Scissors

### **INSTRUCTIONS:**



#### **Before the lesson:**

- Print the hearts and cut out on the dotted line, one heart for each child.
- Use a hole punch to punch holes around each heart, with holes about 1/2 inch apart.
- Cut yarn into 6+ feet sections, enough for at least one per child. Wrap tape around one end, like the end of a shoelace, to make it easier to thread the yarn through a hole.



#### **During the lesson:**

1. Choose a piece of yarn.
2. Thread it through a hole on the back of the heart, and tape one end of the yarn to the back.
3. Use the other end to weave back and forth across the heart. Encourage the kids to be creative and outline their hearts the way they want to!
4. When done, thread the end of the yarn to the back of the heart, and tape it in place.
5. Repeat the process to add other colors of yarn to your heart!



## LESSON 3: ONE LOVE

Today, your child learned about how we experience Jesus' love through giving and receiving love from other people. **Continue your learning at home!**

- >> **Practice** the Bible memory verse: *We love because he first loved us.* — 1 John 4:19
- >> **Talk** about how you can share God's love with other people. Take those ideas and make a plan to share God's love this week!

---

Today's lesson is brought to you by Words of Hope. With Words of Hope, you can grow in your faith and share it worldwide. To get free daily devotional material, and learn how we are sharing God's good news worldwide, visit [woh.org](http://woh.org).

## LESSON 3: ONE LOVE

Today, your child learned about how we experience Jesus' love through giving and receiving love from other people. **Continue your learning at home!**

- >> **Practice** the Bible memory verse: *We love because he first loved us.* — 1 John 4:19
- >> **Talk** about how you can share God's love with other people. Take those ideas and make a plan to share God's love this week!

---

Today's lesson is brought to you by Words of Hope. With Words of Hope, you can grow in your faith and share it worldwide. To get free daily devotional material, and learn how we are sharing God's good news worldwide, visit [woh.org](http://woh.org).